




Features

-  Sweet or Sour Options
-  Corrosion Resistant NACE MR0175
-  Custom Pin or Box Connections Upon Request

0.75" OD Shock Absorber		
Assembly Type	Material	Part No.
Sweet Version	4140 SS316 Springs	102038
Sour Version	Inconel 718 Hastelloy C-276 Springs	102054

Specifications	
Max External Pressure - Sweet	6,000 psi (300 bar)
Max External Pressure - Sour	20,000 psi (1,500 bar)